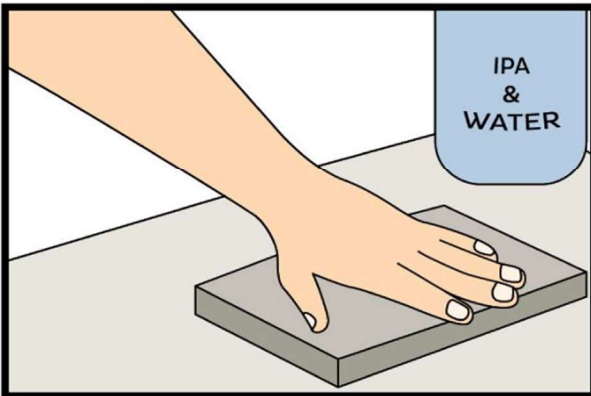


# Tape Information Data

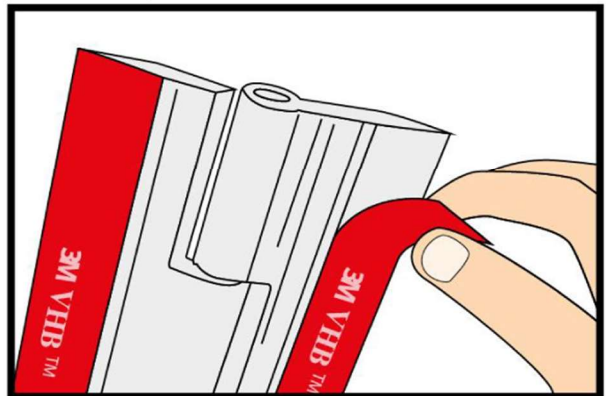
[www.caterpillar-red.com](http://www.caterpillar-red.com)

STEP A



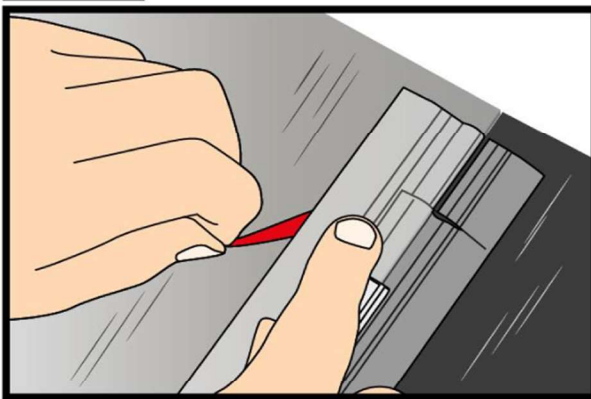
Bonding surface should be free of contaminants.

STEP B



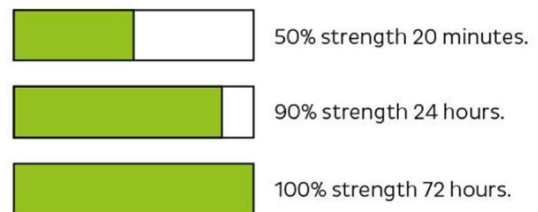
Peel small section of tape

STEP C



Apply pressure, whilst removing tape. Excess air bubble can be removed by pushing on area.

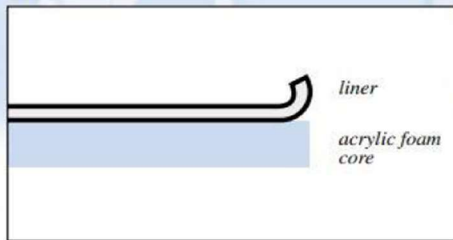
STEP D



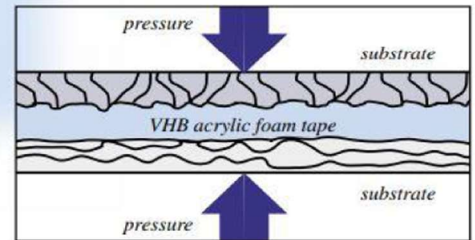
## How VHB Acrylic Foam Tape works



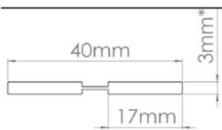
Finishing time is reduced and appearance enhanced by eliminating screws, rivets and welding.



VHB tape differs from regular foam tapes by its 100% pure acrylic adhesive core so it has high cohesive strength



Simple hand roller pressure and the bond is made.



L
50mm
100mm
200mm
300mm
500mm
950mm
1150mm

\*3M Tape version +0.5mm

Caterpillar Red